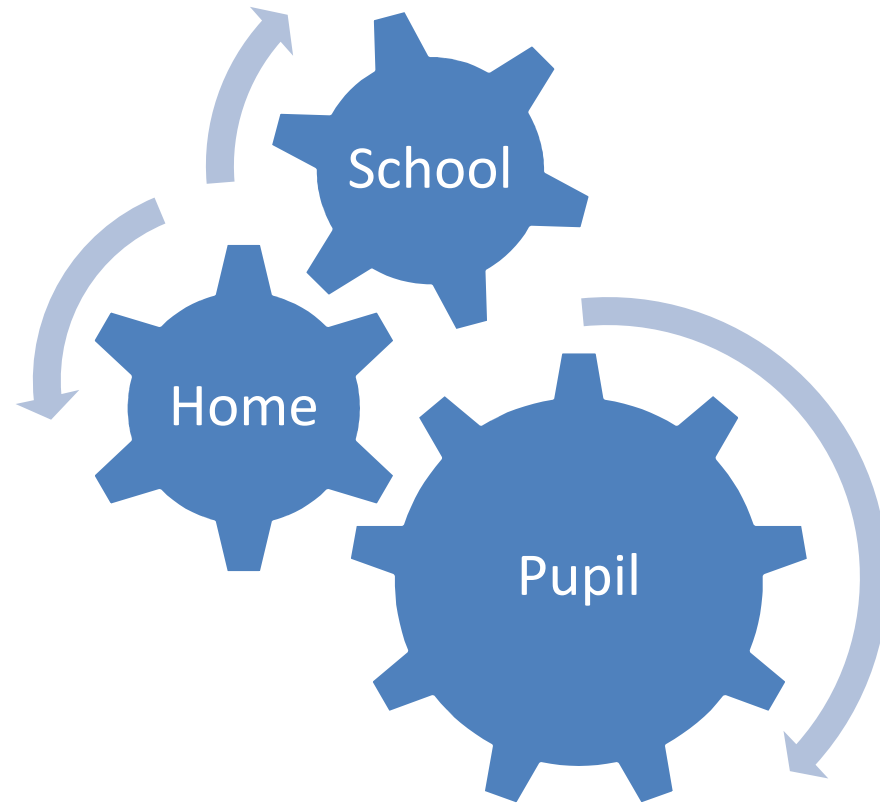




Learning to read in the  
early years

# How will we achieve this learning?



**Great things you do already**

What children need to learn whilst in Franklin class

How we teach phonics

How this impacts the reading progression across the year

How you can help at home



## Great things you do already...

Read books with rhyming words and alliteration.

Encourage vocabulary and forms of speech that are increasingly influenced by the books they share.

Share a wide range of books.



## Learning we need to cover in the next few months...

Link sounds to letters, naming and sounding the letters of the alphabet.

Hear and say the initial sound in words

Can segment the sounds in simple words and blend them together and knows which letters represent some of them.

Begins to read words and simple sentences.

Children read and understand simple sentences.

They read some common irregular words

Dig, dig, dig!  
Tim dug up a lot of mud.



cat

from

the

one

sit

hop




Where do we begin?



# It is all about the PHONICS

What is phonics?


What scheme  
do we use?



What does a phonics  
session look like?

# Phonics sessions

Everyday for 20  
minutes



Whole class  
then groups if  
needed



Simple, repetitive,  
effective... e.g.

# PHONICS PROGRESSION IN FRANKLIN

Hear rhyme and alliteration

Orally blends and segments

Recognises single phonemes (single letters)

Can read simple cvc words (Consonant vowel consonant e.g wet pin not)

Recognises diagraphs (two letters making one sound e.g. sh ch or ar)

Recognises alternative ways of writing a sound (e,g, ee/ea ai/ay)

# Reading progression in Franklin

- 1 Can they hold a book correctly? YES
- 2 Do they know enough sounds to attempt simple words?  
Satpincodgom
- 3 Can find words on a page- This is so important as they need to see the gaps between words so learn to count the words first or find the gaps.
- 4 Can they point to individual words- Initially pointing helps to narrow the focus
- 5 Can they blend letters & read words- the big learning curve
- 6 Knows many key words & blends automatically- Stage 2



She is getting her boat.

2



# What can you do at home?

- Little and often
  - Cosy time
  - Use pure sounds
- Model sounding out
  - Model pointing
- Read bookmarks

Possible questions...

When will they get a sound  
mat/book/bookmark?

How often will it be changed?

What do I do if I think they need a new  
book?

What do I do if I think they need a new  
level?

Do I have to write in the 'we love to read'  
book?

Do we tick the book marks?

Can we use the pictures for clues?